



Thaco Cruiser

THE NEW GENERATION COACH BUS



Thorco Cruizer

THE IDEA FUSION OF ADVANCED TECHNOLOGY AND INFINITE INNOVATION

Opening a new level of passenger transportation experience



DESIGN LANGUAGE

- Drawing inspiration from the infinite beauty of the universe and the refreshing of nature, the Cruiser bus boasts a sophisticated, powerful, and inspiring look.
- Designed with diamond-shaped structures creating a dynamic effect, highlighted by stylized patterns from the iconic "T" of the **THACO AUTO** brand.



ENGINE COVER

It is newly designed with an optimized heat dissipation area, helping maintain engine compartment temperature and improving fuel efficiency.

LUGGAGE COMPARTMENT

Spacious capacity for transporting goods.

SIDE MIRRORS

Equipped with electric adjustment and heating functions, ensuring optimal visibility and enhanced safety during driving.

LIGHTING SYSTEM

Advanced LED technology provides superior illumination and improves visibility on the road.





INTERIOR


LUXURY - INSPIRED BY THE FUTURE

The spacious passenger cabin is equipped with modern amenities, creating a luxurious space and perfect experience on every journey.



READING LIGHT

Individually positioned for each passenger, providing the comfortable and convenient experience.




CEILING

The ceiling lighting system with soft illumination creates a relaxing feeling for passengers.



LUGGAGE COMPARTMENT

Designed seamlessly and highlighted by the iconic "T" of the brand.



FLOOR

Anti-slip wood-patterned leather material along with two LED strips makes an impressive appearance and convenience for passengers.



ENTERTAINMENT SCREEN

Modern LCD screen with an Android operating system and Wi-Fi connectivity.



FRIDGE

Expanded storage and multi cooling modes for versatile usage.



COCKPIT

MULTIPLE DRIVER ASSISTANCE FEATURES

Enhance the driver's visibility and control.



The air-suspension driver's seat offers 6-way flexible adjustment and is equipped with a 3-point safety belt for safety while driving.



GEAR SHIFT

Dashboard-mounted, providing a more spacious driver's cabin (for 95S and 120S version).



CHARGING PORT

Equipped with wireless charging and Type A & C ports.



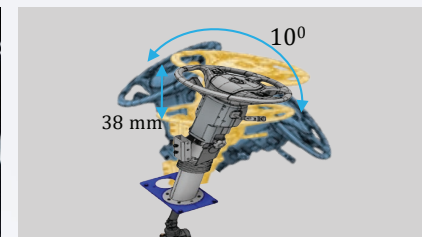
ENGINE OPERATION

START/STOP push-button system.



ENTERTAINMENT SCREEN


Runs on Android 8.1, supporting multimedia connectivity.



STEERING WHEEL


Adjustable in height and angle, integrated with smart control buttons.

POWERFUL & DURABLE READY FOR EVERY JOURNEY




WEICHAH ENGINE

Enhance the lifespan of parts by 15-20% and improve heat dissipation efficiency.



MT TRANSMISSION

6-speed transmission, aluminum cover,



CHASSIS FRAME

6-bag air suspension system

Equipped with stabilizer bars for smooth operation in all terrains.

Braking mechanism:

Operated by an independent dual pneumatic system.

OPTIMAL SAFETY

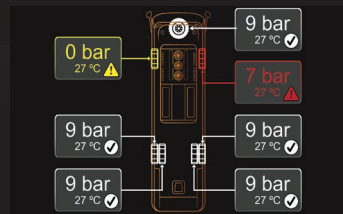
Equipped with smart safety features, ensuring optimal safety under all operating conditions.




Reverse warning system



Cruise control system



Tire pressure monitoring system



Fire warning system



Drive attention monitor



Alcohol interlock system

PRODUCTION TECHNOLOGY

Automation technology and digitalized management .



STAMPING LINE

6,300 tons stamping machine: used for chassis beams
1,600 tons stamping machine: used for exterior steel body parts.




INTERIOR COMPONENTS

Headlining and flooring panel production with both wet and dry processing technology.



LASER WELDING LINE

Applied for complex aluminum parts with aesthetic requirements.



ED COATING LINE

Dipping up to 13.7 meters long, enhancing the durability of mechanical components



ASSEMBLY LINE

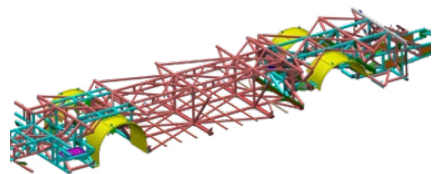
Manipulator for assembly support and torque control technology



TESTER LINE

Advanced inspection equipment ensures product quality.

PRODUCT COMPLETION



Chassis and Chassis components



Body exterior parts



Headlining



Dashboard-assy

SPECIFICATION

ITEMS			CRUIZER 81S		CRUIZER 87S		CRUIZER 95S		CRUIZER 120S				
CAPACITY			29		20		29 & 34		24		47		
DIMENSION & WEIGHT	Dimension	Overall length (mm)	8,180 x 2,370 x 3,150				8,730 x 2,370 x 3,150		9,500 x 2,500 x 3,470		12,180 x 2,500 x 3,480		
		Wheelbase (mm)	3,900				4,260		4,600		6,000		
		Gangway width (mm)	320		360		320		360		420		555
	Weight	Empty (kg)	7,470				8,005		8,775		12,340		12,365
Gross (kg)		9,565				10,100		10,915		15,795		15,820	
PERFORMANCE	Engine	Model	WP4.1NQ170E50		WP4.6NQ220E50		WP4.6NQ240E50		WP7H270E50		WP9H336E50		WP10.5H430E50
		Type	Diesel, 4-cylinder in line, turbocharged		Diesel, 4-cylinder in line, turbocharged		Diesel, 4-cylinder in line, turbocharged		Diesel, 6-cylinder in line, turbocharged		Diesel, 6-cylinder in line, turbocharged		Diesel, 6-cylinder in line, turbocharged
		Max power (Ps/rpm)	170/ 2,600		220/ 2,300		240/ 2,300		270/ 2,100		336/ 1,900		430/ 1,900
		Max Torque (Nm/rpm)	600/ 1,300 - 1,900		800/ 1,200 - 1,800		850/ 1,300 - 1,600		1,000/ 1,100 - 1,700		1,600/ 1,000 - 1,400		2,000/ 1,000 - 1,400
	Transmission	Model	6DSX60T		6DSX80T		6DSX95T		6DSX110T		6DSX180T		6DSX200T
		Ratio	4.11				4.11		3.89		3.636		3.153
	Wheel rim	Type/Material	6.75 x 19.5/ Aluminum				6.75 x 19.5/ Aluminum		7.5 x 22.5/ Aluminum		9.00 x 22.5/ Steel		8.25 x 22.5/ Aluminum
	Tires	Brand/standard	Michelin/ 245/ 70R19.5				Michelin/ 245/ 70R19.5		Michelin/ 275/ 70R22.5		Casumina/ 12R22.5		Michelin/ 12R22.5
CHASSIS SYSTEM	Suspension system	Front	Dependent, O2 air suspension, O2 shock absorber, stabilizer bar										
		Rear	Dependent, O4 air suspension, O4 shock absorber, stabilizer bar										
	Braking system	Front/rear	Disc/Drum brake				Disc/Drum brake		Drum brake		Disc/Drum brake		
		Auxiliary	Exhaust				Electronic		Electronic		Exhaust		Electronic
		Booster system	ABS/ ASR				ABS/ ASR		ABS/ ASR		ABS/ ASR		
	Steering system	Recirculating ball with hydraulic booster				Recirculating ball with hydraulic booster		Recirculating ball with hydraulic booster		Recirculating ball with hydraulic booster			
Fuel tank (L)	100				140		200		400				
Air condition (Kcal)/(kW)	20,000/ 23.26				20,000/ 23.26		24,000/ 27.91		28,000 / 32.56				
OPERATION	Max speed (km/h)		104		122		109		104		113		120
	Gradeability (%)		37.4		48.3		47.8		43.6		43.6		46
	Turning radius (m)		7.5				8.18		8.34		10.35		
CONVENIENCE & ENTERTAINMENT	Charging	Cockpit	Type A&C				Type A&C		Type A&C		Type A&C		
		Passenger seat	Type A&C				Type A&C		Type A&C		Not equipped		Type A&C
	Fridge	35 L				35 L		50 L		Not equipped		50 L	
	Entertainment	Cockpit	7-inch Android multimedia player				7-inch Android multimedia player		10.1-inch Android multimedia player		10.1-inch Android multimedia player		
		Passenger seat	21.5-inch Android multimedia player				21.5-inch Android multimedia player		32-inch Android multimedia player		Not equipped		32-inch Android multimedia player
	SAFETY SYSTEM	Reserve camera		Equipped				Equipped		Equipped		Equipped	
Reverse warning system		Equipped				Equipped		Equipped		Optional		Equipped	
Cruise control system		Not equipped		Equipped		Equipped		Equipped		Not equipped		Equipped	
Tire pressure monitoring system		Optional				Optional		Optional		Optional		Optional	
Fire warning system		Optional				Optional		Optional		Optional		Optional	
Drive attention monitor		Optional				Optional		Optional		Optional		Optional	
Alcohol interlock system		Optional				Optional		Optional		Optional		Optional	

SEAT LAYOUT (optional)



THACO AUTO

THACO AUTO CO., LTD
 Tam Hiep Commune, Nui Thanh District,
 Quang Nam Province, Vietnam
www.thacoauto.vn