

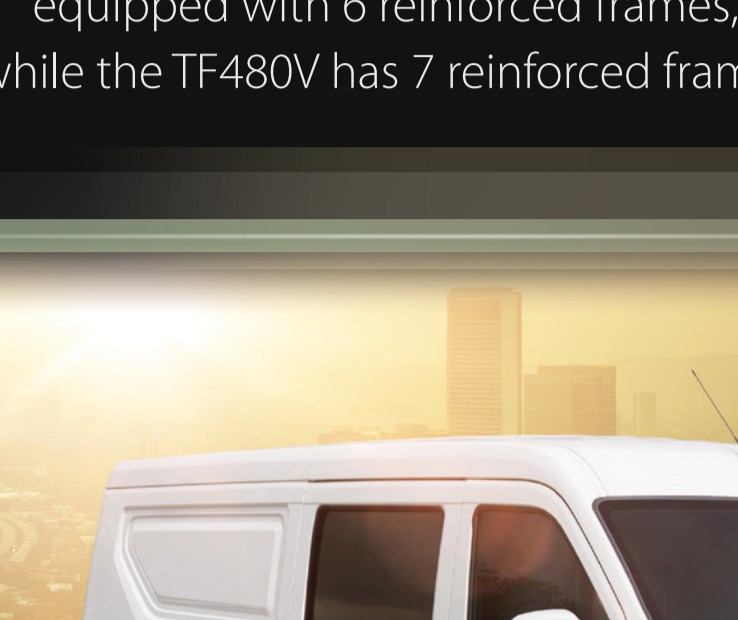


## SUPERIOR EFFICIENCY



## ECONOMIC EFFICIENCY OPTIMIZATION


Maximum Power & Torque  
Powerful & Durable



The Unibody structure optimized for weight. The TF450V version is equipped with 6 reinforced frames, while the TF480V has 7 reinforced frames.



Durable and fuel-saving Japanese technology.



The large cargo compartment size enhances transport efficiency.

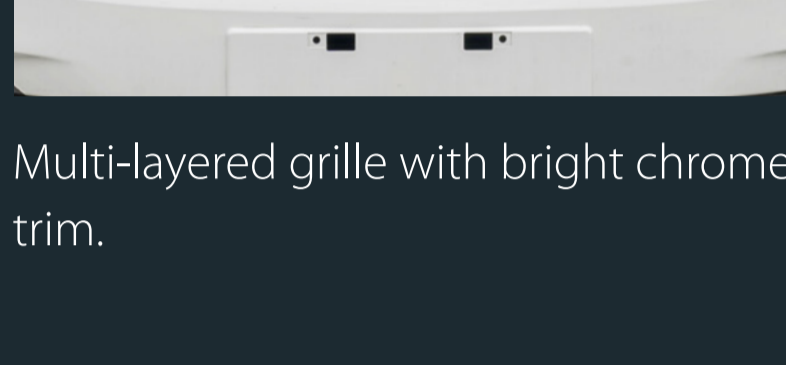


## NEW GASOLINE VAN TRUCK

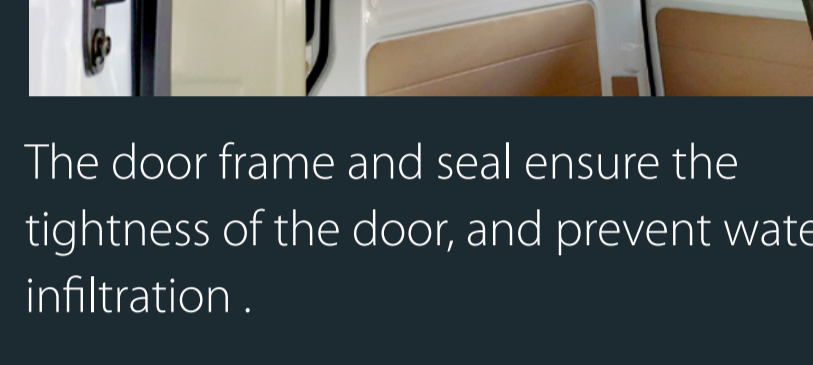
Featuring Japanese engine with powerful performance, modern design for optimal transportation and overall dimensions suitable for urban transportation.

## COMPACT AND STURDY IN DESIGN

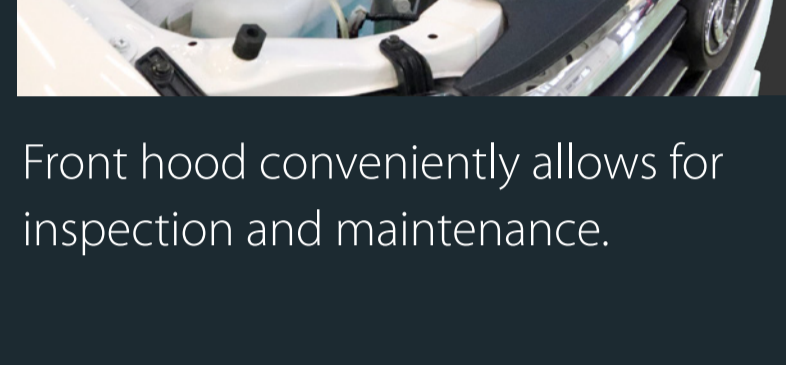
Convenient on narrow roads



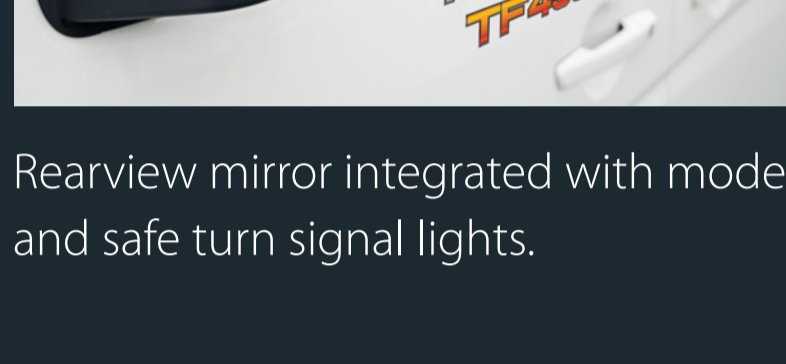
Multi-layered grille with bright chrome trim.



The door frame and seal ensure the tightness of the door, and prevent water infiltration.



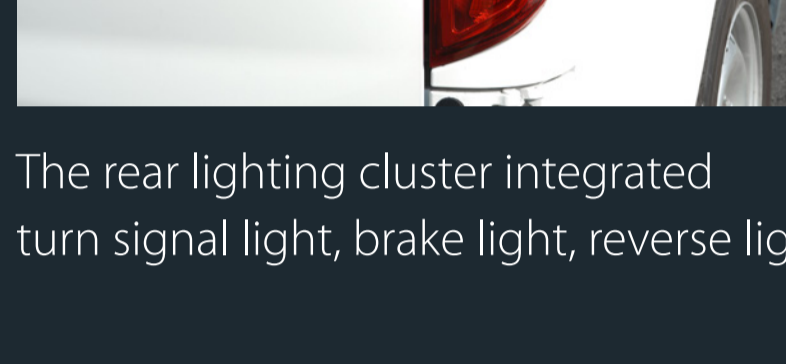
Front hood conveniently allows for inspection and maintenance.



Rearview mirror integrated with modern and safe turn signal lights.

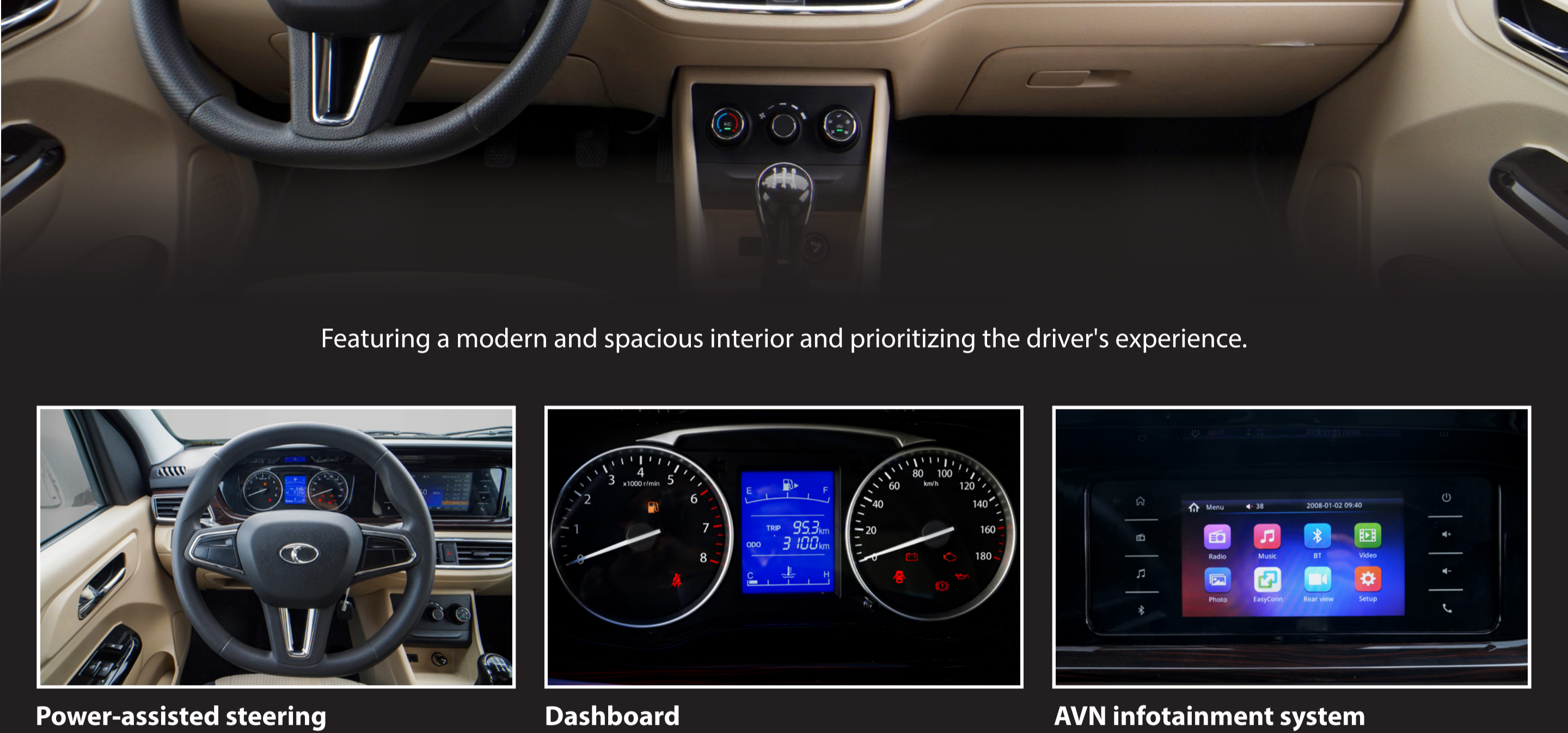


Halogen lamps integrated with Projector-type lenses enhancing lighting capability.



The rear lighting cluster integrated turn signal light, brake light, reverse light.

## COMFORTABLE DRIVING EXPERIENCE




Featuring a modern and spacious interior and prioritizing the driver's experience.



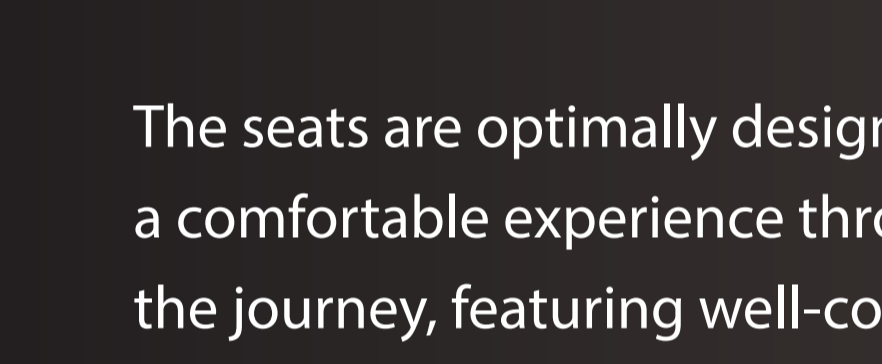
**Power-assisted steering**  
provides a smooth driving feel.



**Dashboard**  
LED display screen.



**AVN infotainment system**  
integrated reverse camera display.



**A/C**  
heating & cooling.



**Power windows**  
electrically raising/lowering.



**Smart key**  
remote control for easy door locking/unlocking.

The seats are optimally designed to provide a comfortable experience throughout the journey, featuring well-contoured seats with leather upholstery.



**2-seater version**  
Optimized for transport capacity with longer and wider cargo box.



**5-seater version**  
Foldable rear seats increases cargo space.

## POWERFUL, DURABLE & FUEL-SAVING

JAPANESE TECHNOLOGY ENGINE



### TF420V

Gasoline engine JL473QH

- Displacement (cc) **1,480**
- Max. Power (ps/rpm) **107/6,000**
- Max. Torque (N.m/rpm) **141/4,000 - 5,000**



### TF450V / TF480V

Gasoline engine DAM16KR

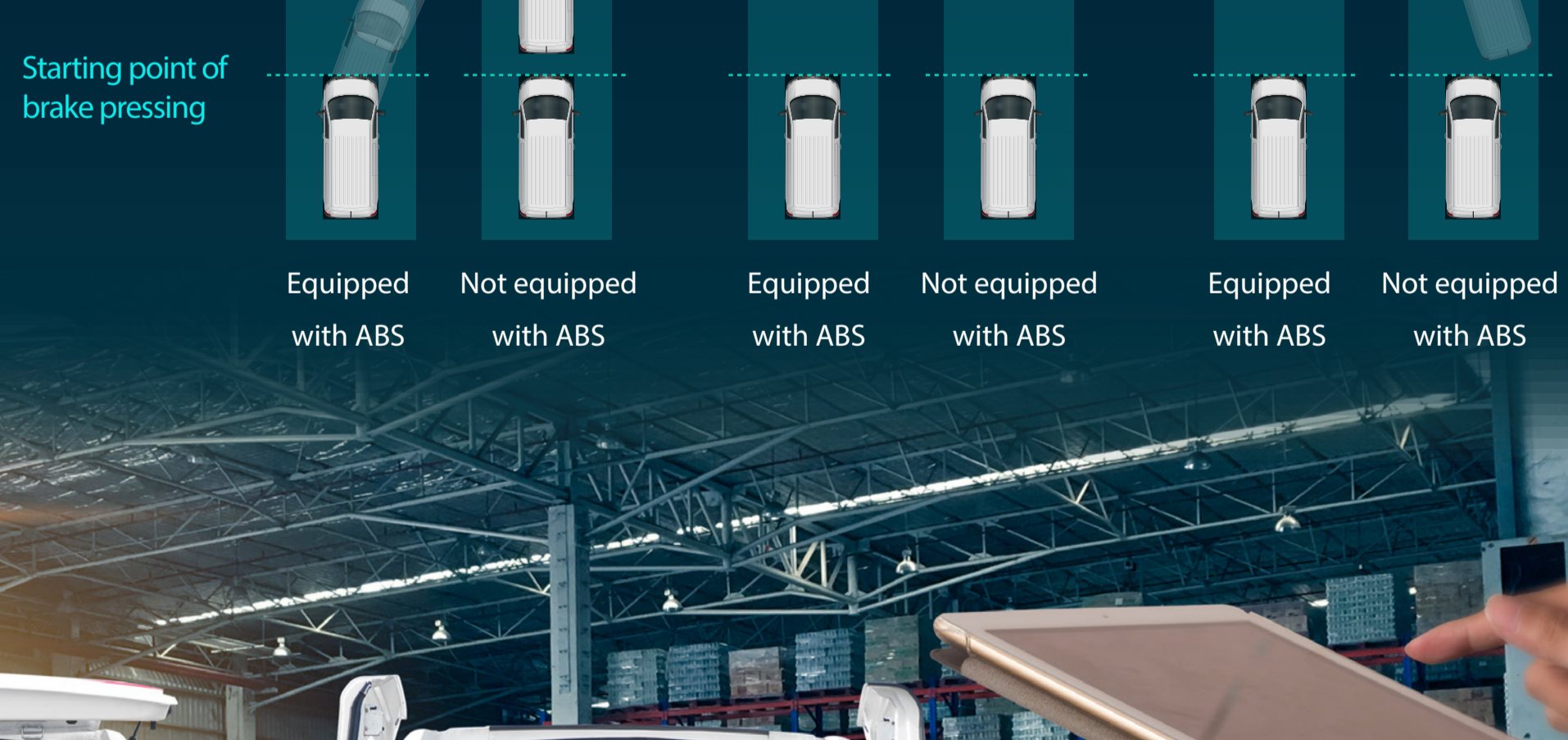
- Displacement (cc) **1,597**
- Max. Power (ps/rpm) **122/6,000**
- Max. Torque (N.m/rpm) **158/4,400 - 5,200**

## EURO 5

## BRAKE SYSTEM

MODERN AND SAFE

Equipped with an anti-lock braking system (ABS) to enhance braking performance and safe operation.



1.240mm

1.340mm

1.505mm


1.240mm

1.340mm

1.505mm



Spacious compartment capable of carrying bulky cargo.



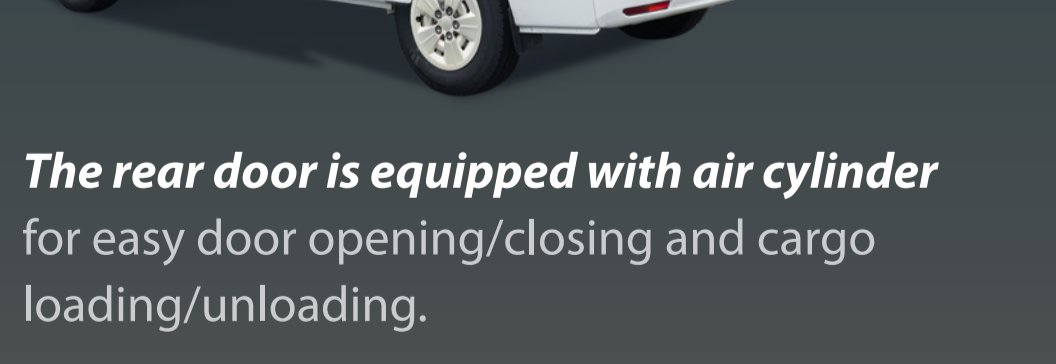
Non-slip aluminum floor.




Ceiling LED lighting system for cargo loading at night.

## THE CARGO COMPARTMENT IS DESIGN SCIENTIFICALLY

OFFERING DIVERSE OPTIONS FOR USAGE NEEDS



**The rear door is equipped with air cylinder** for easy door opening/closing and cargo loading/unloading.



**The rear door is designed to open on both sides** making it suitable for cargo loading/unloading by forklift.

## SPECIFICATION

PRODUCT	TF420V	TF450V	TF480V
CATEGORY	2S	2S	5S
DIMENSION	2S	2S	5S
Wheelbase (mm)	2,700	2,930	3,135
Overall dimension (mm)	4,200x1,690x2,000	4,500x1,690x2,000	4,800x1,690x2,000
Inside box dimension (mm)	2,325x1,505x1,240	2,620x1,505x1,240	2,925x1,505x1,240
Cabin width (mm)	1,690	1,690	1,690
Ground clearance (mm)	140	160	160
Turning radius (m)	5.75	6.2	6.5
Seat (person)	2	2	5
Weight			
Curb weight (kg)	945	945	750
Payload (kg)	2,240	2,400	2,435
Engine			
Model	JL473QH	DAM16KR (Japanese technology)	
Type	Gasoline, 4-stroke, 4-cylinder in-line, water-cooler		
Displacement (cc)	1,480	1,597	
Max. Power (Ps/rpm)	107/6,000	122/6,000	
Max. Torque (N.m/rpm)	141/4,000 - 5,000	158/4,400 - 5,200	
Powertrain			
Model	MR515	DAT18	
Type	Mechanic, 5 forward, 1 reverse		
Others			
Clutch	01 disc, dry friction, mechanic driven		
Brake system	Hydraulic brake, front disc, rear drum, with ABS		
Steering system	Rack, pinion, electric power-assisted		
Suspension (Front/rear)	Independent/Dependent, hydraulic shock absorber		
Tyre (Front/rear)	175/70R14	195/70R15	
Max. Speed (km/h)	109	118	
Gradeability (%)		≥20	
Fuel tank (liter)		43	
Amenities			
Headlamp	Halogen (with lenses)		
Smart key	✓		
Dual-zone A/C	✓		
Infotainment screen	Multi-media screen integrated reverse camera display		
Window	Power window		
Material of seat	Premium simili		
Driver seat	4-direction adjustable		
Reverse camera	✓		

Images may differ from the actual product, specifications are subject to change without notice. Please contact closest dealer of THACO AUTO for more information.